

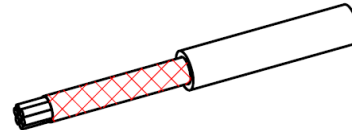
Kabelklemme mit Kupferfolie

Cable clamp with copper foil

SCHRITT 1: Kabelmantel abziehen

STEP 1:

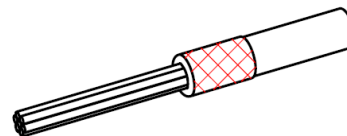
Cut the cable sheath to correct length



SCHRITT 2: Schirmgeflecht nach hinten umlegen und auf ca. 10 mm kürzen

STEP 2:

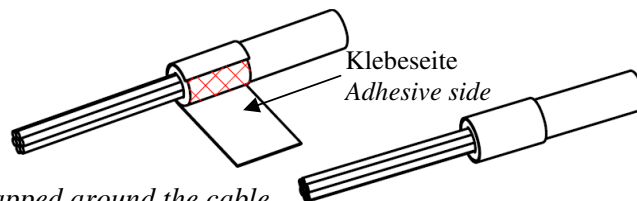
Fold the cable screen backwards over the cable sheath and cut it off in such a way that approx. 10 mm are left



SCHRITT 3: Schirmgeflecht mit selbstklebendem Kupferband umwickeln (ca. 12x50, optional)

STEP 3:


Self adhesive copper plate to be wrapped around the cable screen (approx. 12x50 mm, optional)



SCHRITT 4: Kabel in Kabelklemme einlegen ...

STEP 4:

Insert the cable into the cable clamp



SCHRITT 5: ... mit Deckel verschließen und verschrauben

STEP 5:

Lock with cap and screw together

