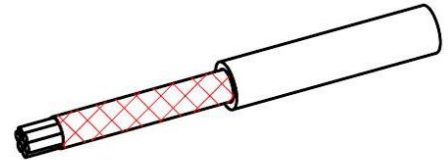


cable clamp with copper foil
Kabelklemme mit Kupferfolie

Step 1:

Cut the cable sheath to correct length

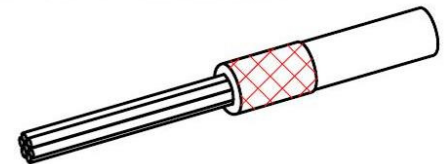


Schritt 1:

Kabelmantel abziehen

Step 2:

Fold the cable screen backwards over the cable sheath and cut it off in such a way approx. 10 mm are left

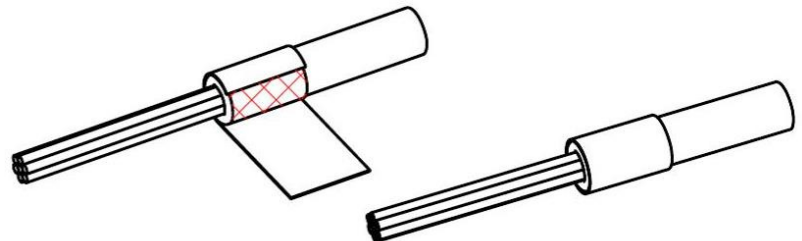


Schritt 2:

Schirmgeflecht nach hinten umlegen und auf ca. 10mm kürzen

Step 3:

Self-adhesive copper plate to be wrapped around the cable screen (approx.. 12x50 mm, optional)

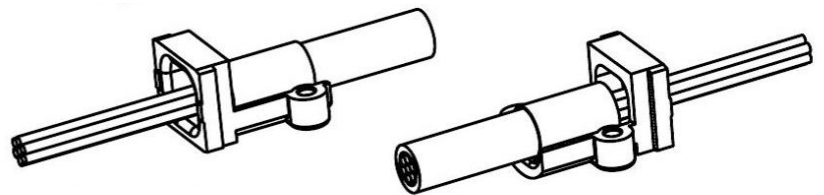


Schritt 3

*Schirmgeflecht mit selbstklebendem
Kupferban umwickeln
(ca. 12x50, optional)*

Step 4:

Insert the cable in the cable clamp

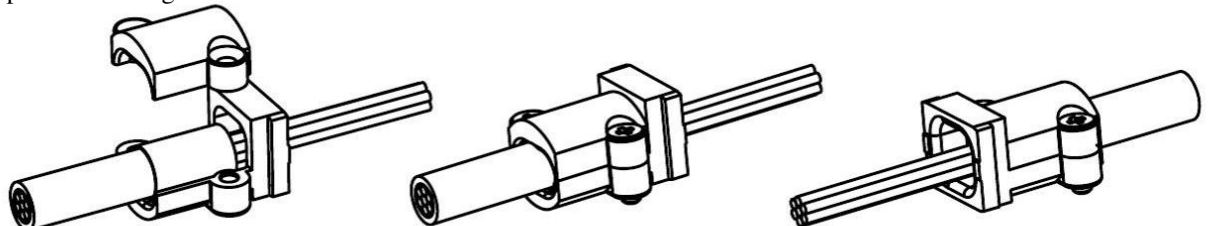


Schritt 4:

Kabel in die Kabelklemme einlegen...

Step 5:

Lock with cap and screw together



Schritt 5:

... mit dem Deckel verschließen und verschrauben